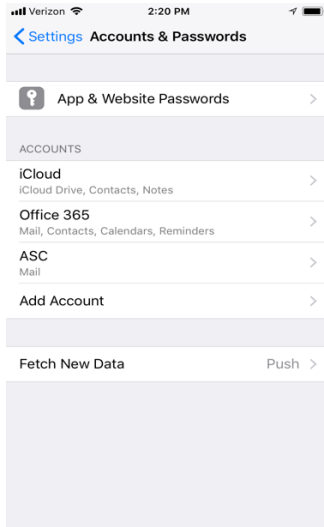
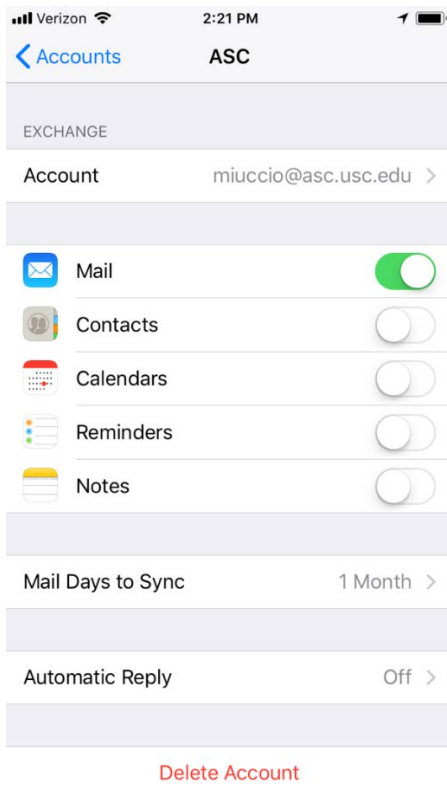


DELETING ASC.USC.EDU EMAIL ACCOUNT ON YOUR IPHONE OR IPAD

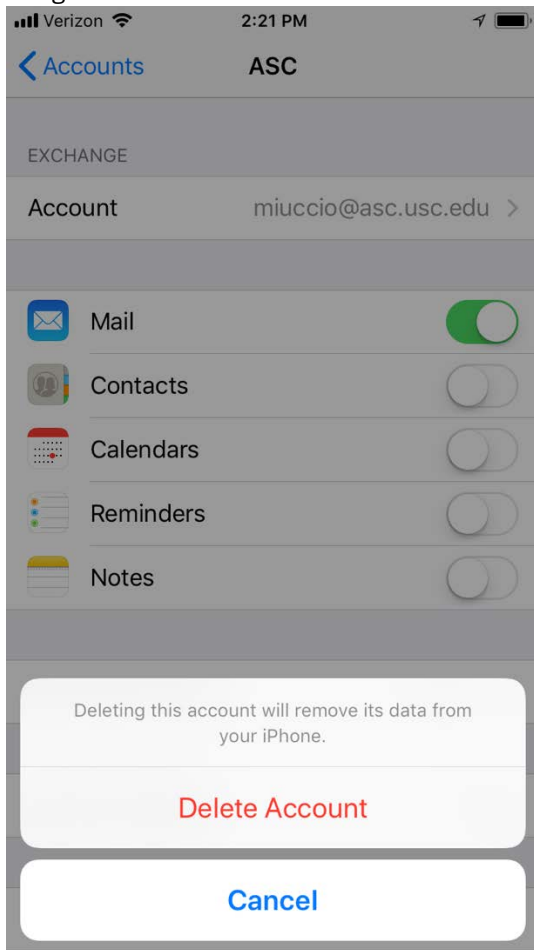
- Go to “Setting” on your iphone
- Select your ASC (asc.usc.edu) account – Note: name of account will vary depending on what you named it.



- Click on “Delete Account” located in red at the bottom of the screen.



- You will be prompt with pop up informing you that deleting the account will remove data. Click on "Delete Account"
- Note: the items selected (green sliders) depends on what you selected prior. In my example I am only using Mail.



- Your account will be deleted.